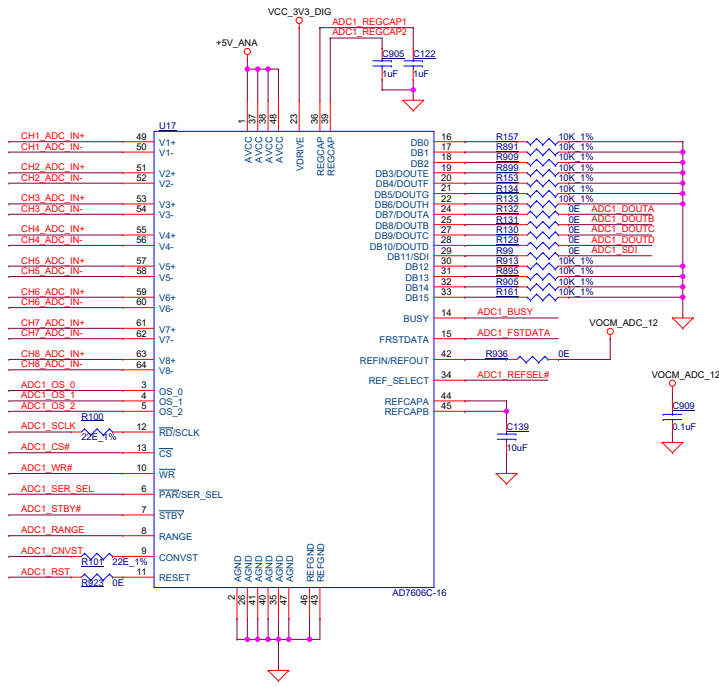
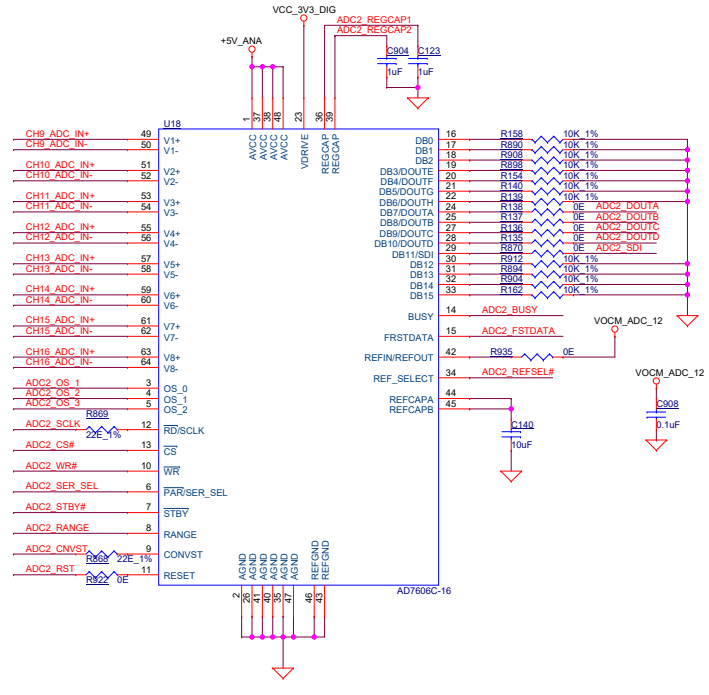


SAR ADC 1 - 2

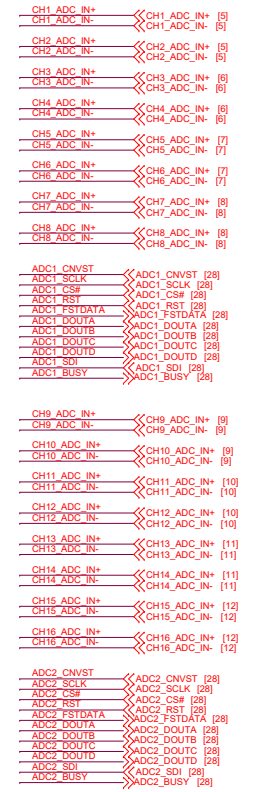
SAR ADC - 1



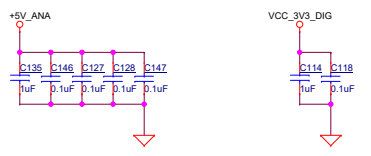
SAR ADC - 2



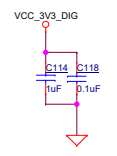
OFF- PAGE CONNECTIONS



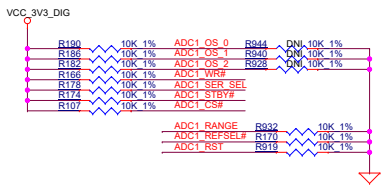
SAR ADC - 1 DECAPS



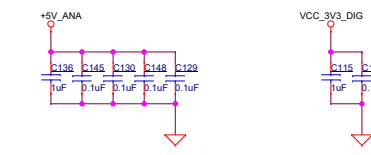
Cad Note: Place the Decaps close to each power pins



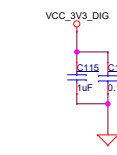
SAR ADC - 1 HW STRAP CONFIG.



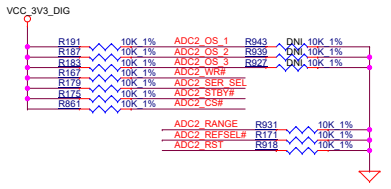
SAR ADC - 2 DECAPS



Cad Note: Place the Decaps close to each power pins



SAR ADC - 2 HW STRAP CONFIG.



AD7606C CONFIGURATION

PIN	STATE	SELECTED CONFIGURATION
PAR# / SER SEL	1	SERIAL INTERFACE SELECTED
STBY# / RANGE	1, X	NORMAL OPERATION MODE
REF SEL	0	EXTERNAL REFERENCE VOLTAGE SELECTED
OS [2:0]	111	OVERSAMPLING VIA SOFTWARE CONFIGURATION
DATA_OUT	SW. CONFIG	CH0-CH3, CH4-CH8 OUTPUT DATA ON DOUTA, DOUTB RESPECTIVELY.